

AURORA VFL4

SIDE PANEL



150 cm



4 mm Glass



3 mm styrene



6 cm



GLASS TYPE



Clear
code 1



Obscure
code 3



Esprit print
code 5



Circular
code 43

PROFILE COLOURS



White
code A



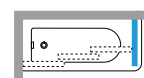
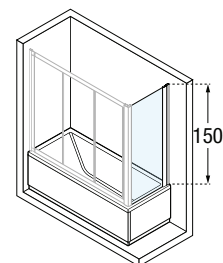
Silver
code B



Chrome
code K

Dimensions	Code	Glass			Profile			Acrylic	Profile		
		1	3	5	A	B	K		43	A	B
Actual size		Clear	Obscure	Esprit print	White	Silver	Chrome	Circular	White	Silver	Chrome
62↔68	AURORAVFL62-										
68↔74	AURORAVFL68-										
74↔80	AURORAVFL74-										

L 20↔100
H 80↔160 **AURORAVFLSP**



FOR THE SOLUTION WITH 2 FIXED PANELS ALWAYS USE 2 SUPPORT CORNER BARS



Construction of the Code:

Code

+

Glass

+

Profile

=

Final product Code

TECHNICAL DATA

PROFILE COLOURS



White
code A-D



Silver
code B



Chrome
code K




Matt Black
code H

GLASS TYPES (European Standards UNI EN 14428)



Clear
code 1



Aqua
code 2
(only for: Young 2.0 1V, 3V,
1BSV, Aurora 1, 2, 3)




Obscure
code 3
(only for: Aurora 9, 3PV4,
2SV4, 2PV4, 2AV4, VFL4)



Satin
code 4
(only for: Young 2.0 1V,
3V, 1BSV, Aurora 1, 2, 3)


PRINTING



Rose 1
code 56
(only for: Rose Rosse 2MV,
3PV, 2PV, PHV+F)



Esprit
code 5
(only for: Aurora 3PV4,
2SV4, 2PV4, 2AV4, VFL4)



Ravenna
code 51
(only for: Kuadra 3V)

ACRYLIC



Circular
code 43
(only for: Aurora 3PV4,
2SV, VFL4)

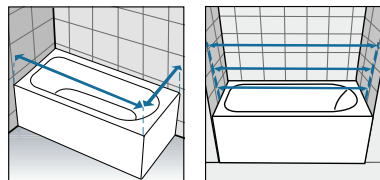


Cascade
code 16
(only for: Aurora 9)



Ice
code 20
(only for: Riviera 2.0 2V
e 3V)

HOW TO TAKE THE MEASUREMENT



Dimension must be taken from the tiled wall to the external edge of the bathtub according to this drawing.